

План-конспект
урока английского языка в 5 классе
по теме «Seasons and the weather»

Тип урока: комбинированный

Цель урока: контроль усвоения и активизация изученного материала

Задачи:

образовательные:

- активизировать употребление лексико-грамматического материала (лексика по теме «Seasons and the weather» и структуры It is sunny, It rains in autumn. The weather is ... (глагол to be));

- ознакомить с новой лексикой по теме «The weather»;

воспитательные:

- воспитывать у учащихся познавательный интерес к окружающему миру, любовь к природе;

развивающие:

- развивать навыки говорения, чтения, аудирования;

- развивать интеллектуальные и творческие способности школьников.

Ход урока

I Организационный момент.

1. Приветствие.

T: Good morning, boys and girls! I am glad to see you! Sit down, please!

- Who is on duty today?

- What date is it today?

- Who is absent today?

- Thank you. Sit down, please!

Look at the window, children! What season is it? Do you like spring? Is it warm?

Does it rain or snow in spring?

2. Сообщение темы урока.

T: Today we are going to learn some new words and speak about the weather in different seasons.

II Фонетическая зарядка, актуализация изученного материала.

1. Работа с лексикой по теме “Seasons”.

T: Look at the board and repeat after me: autumn, spring, summer, winter.

Let’s remember the names of the months! Look at the board again and repeat them after me.

The winter months are: December, January, February.

The spring months are: March, April, May.

The summer months are: June, July, August.

The summer months are: June, July, August.

And now, children, answer my questions:

- How many seasons are there in a year?
- What is your favorite season?
- What season is the (coldest, hottest)?
- What are the winter (spring, summer, autumn) months?

III Ознакомление с новой лексикой по теме “The weather”.

T: You know, boys and girls that each season has its weather and it can be very different. Look at the screen and we’ll study the words describing the weather. Try to guess their meanings.

а) фонетическая отработка новой лексики, контроль понимания

look at the pictures:

The weather can be:

sunny



windy



rainy



stormy



snowy



foggy



cloudy



frosty



Match seasons and the words meaning the weather.

Winter

sunny

rainy

snowy

cloudy

Spring

windy

stormy

foggy

frosty,

Summer

cold

hot

Autumn

warm

cool

Find the odd words.





Frosty, cold, snowy, warm

Rainy, stormy, foggy, sunny

Spring, autumn, winter, sky

Blow, snow, rain, hot

Make up sentences.

		winter
		spring
The weather is		in summer
		autumn

б) выполнение заданий с лексикой по теме “The weather”:

Make up sentences.

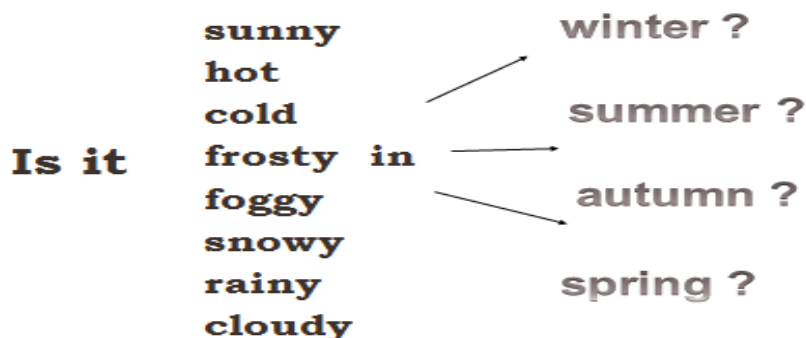
The wind	is sunny	in July
The weather	is grey	in winter
The sky	are short	in autumn
The sun	blows	in summer
The days	snows	in January
It	shines	in winter

- составление утвердительных и вопросительных предложений

Make up sentences and translate them.

1. it / autumn / often / in / rains.
2. don't / to school / in summer / go / children.
3. songs / birds / in summer / sing.
4. cold / blows / a / in winter / wind.
5. in May / are / leaves / green.

Ask questions about the weather.



What is the weather today?



It is ...



It is ...

What is the weather today?



It is ...



It is ...

What is the weather today?



It is ...



It is ...

- ответы учащихся на вопросы учителя. (слайды 16,17, 18)

IV Активизация учащихся в употреблении в речи тематического языкового материала.

1. Учебный разговор в режиме Т-Р1,Р2 о погоде в разные времена года.

T: Children, what do you say about the weather

- when the wind blows;
- when the sun shines;
- when it rains;
- when there are many clouds in the sky;
- when it is fog;
- when it is 30 degrees above zero;
- when it is 20degrees below zero?

Примерные ответы учащихся: When the wind blows, the weather is windy.

V Физкультминутка.**VI Текущий контроль лексического материала. Формирование навыков аудирования.**

T: And now, you are going to listen to the text about the weather and seasons. I'm sure that you'll understand it.

Текст аудирования

My name is Mag. My favourite season is autumn. It is a very beautiful time of the year. The trees are brown, yellow and red.

When it is warm and sunny, my parents, my brothers and I can have a picnic in the park. We like to ride a bike on a warm autumn day. Sometimes we fly a kite or play hide-and-seek.

When it is rainy, my brothers Tom and Tim don't go for a walk. We listen to music, play computer games, read books or watch TV. I like to draw pictures. You can see nice autumn trees and blue sky in them. My brothers like my pictures very much. Tom can write poems. He likes poems about autumn.

In autumn school starts and I can see my school friends again. When I am on holidays I don't see them. I miss my school a lot.

I think autumn is a wonderful season.

T: You've listened to the text and now be ready to do the following task. Say true or false.

1. Mag likes autumn very much.
2. Mag can ride a bike.
3. Tom likes poems about winter.
4. Mag don't like to draw pictures.
5. She likes to see her friends at school.

VIII. Закрепление

Fill in the gaps.



1. It is _____.
2. The winter months are _____.
3. It is ___ in winter.
4. It _____ in winter.
5. The _____ is on the ground and on the trees.

Fill in the gaps.



1. It is _____.
2. The spring months are _____.
3. It is ___ in spring.
4. Spring is a wonderful _____.
5. The sky is _____, the grass is _____.

Fill in the gaps.



1. It is _____.
2. The summer months are _____.
3. It is _____ in summer.
4. The days are _____, the nights are _____.
5. The sky is _____, the trees are _____.
6. The flowers are _____.

Fill in the gaps.



1. It is _____.
2. The autumn months are _____.
3. It is _____ in autumn.
4. The sky is _____.
5. The trees and the grass are _____.
6. A school ___ begins in autumn.

IX Подведение итогов работы урока и сообщение отметок.

T: I see that you know the words on topic “Seasons and the weather” and you can describe the weather in different seasons. I was pleased with your work today. Listen to your marks. Thank you.

X Сообщение домашнего задания.

T: Do exercises A, B on page 235.